








Consumers are open to virtual care for monitoring, advisory and appointments

Consumers' virtual health views are aligned across geography

Survey question: Which of the following would you do virtually if given the choice? "Definitely" + "Probably would do virtually"

	Monitoring and advisory		Appointments				Diagnosis
	1. Health and wellness advisories	2. Remote monitoring of health issues through at-home devices	3. Routine appointments	4. Mental health appointments	5. Appointments with medical specialists for chronic conditions	6. Appointments with medical specialists for diagnosis or acute care	7. Diagnosis for illnesses, diseases and disorders
 Australia	52.3%	51.5%	49.4%	41.4%	39.9%	40.3%	34.5%
 England	58.1%	52.4%	51.7%	37.9%	39.5%	38.1%	36.7%
 Finland	64.1%	54.1%	39.3%	30.6%	22.0%	19.1%	23.4%
 Norway	52.3%	46.1%	47.3%	37.3%	37.5%	34.9%	29.6%
 Singapore	74.8%	68.8%	60.4%	54.4%	55.3%	54.7%	43.2%
 Spain	63.8%	57.6%	53.4%	46.7%	46.1%	45.4%	42.7%
 United States	62.5%	57.2%	52.0%	46.4%	45.1%	43.8%	42.5%
Total mean	61.3%	55.8%	50.5%	43.1%	41.9%	40.6%	37.6%
Group mean	58.6%		44.1%				37.6%
Standard deviation	7.3%	6.5%	6.0%	7.2%	10.0%	10.2%	7.0%